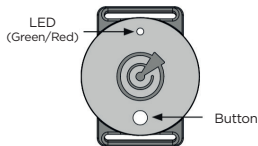




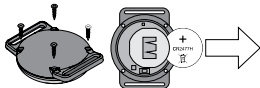
## Operation



**Switch ON:** Press the button for 4 seconds until the light flashes Green

**Switch OFF:** Press the button for 4 seconds until the light flashes Red

## Replacing The Battery



DO NOT dispose of batteries in fire. Batteries should be recycled or disposed of as per your local guidelines.

Replace the lid ensuring the silicone insert is not damaged and the screws go through the holes correctly. DO NOT overtighten the screws.

Hereby, Ultimate sports Engineering Ltd declares that this Proximity tag is in compliance with Directive 2014/53/EU and Directive 2011/65/EU. The full text of the EU declaration of conformity is available at the following internet address:  
<https://www.alertandfind.com/product-support>

Par la présente, Ultimate sports Engineering Ltd déclare que cette étiquette de Proximité est conforme à la Directive 2014/53/EU et à la Directive 2011/65/EU. Le texte intégral de la déclaration de conformité de l'UE est disponible à l'adresse Internet suivante:  
<https://www.alertandfind.com/product-support>

Por el presente certifico que Ultimate sports Engineering Ltd declara que esta llave electrónica cumple con la norma 2014/53/EU y la norma 2011/65/EU. El texto completo de la declaración de conformidad está disponible en la siguiente dirección de internet:  
<https://www.alertandfind.com/product-support>

Hierbij verklaart Ultimate Sports Engineering Ltd dat deze proximity-tag in overeenstemming is met Richtlijn 2014/53/EU en Richtlijn 2011/65/EU. De volledige tekst van de EU-conformiteitsverklaring is beschikbaar op het volgende internetadres:  
<https://www.alertandfind.com/product-support>

Con la presente, Ultimate Sports Engineering Ltd dichiara che questo Sensore di Prossimità è conforme alla Direttiva 2014/53 / UE e alla Direttiva 2011/65 / UE. Il testo completo della dichiarazione di conformità UE è disponibile al seguente indirizzo internet:  
<https://www.alertandfind.com/product-support>

QSOLASTAG v1.1

Setup/Installer/Preparar/  
Konfiguration/Impostare

Download OLAS App

Télécharger l'application OLAS

Descargar la aplicación OLAS

Herunterladen OLAS App

Scarica OLAS App



+44 (0) 1798 839 300  
 alertandfind@use.group  
 alertandfind.com





Ⓒ Ensure your phone or tablet has;

- maximum volume
- charged battery
- GPS ON
- Bluetooth ON

Ⓕ Assurez-vous que votre téléphone ou tablette a;

- volume maximal
- batterie chargée
- GPS activé
- Bluetooth activé

Ⓖ Asegúrese de que su teléfono o tableta tiene;

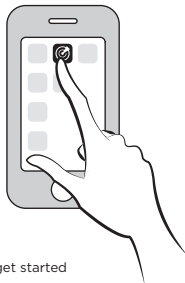
- volumen máximo
- batería cargada
- GPS activado
- Bluetooth activado

Ⓓ Stellen Sie sicher, dass Ihr Telefon oder Tablet folgendes anzeigt;

- maximale Lautstärke
- aufgeladener Akku
- GPS EIN
- Bluetooth EIN

Ⓙ Assicurati che il tuo telefono o tablet ha;

- volume massimo
- batteria carica
- GPS ON
- Bluetooth ON



Open to get started

Ouvrir pour commencer

Abrir para empezar

Öffnen Sie, um zu beginnen

Aperto per iniziare

⚠ Warning: Any change or modification to this unit not expressly approved by the party responsible for compliance could void the user's authority to operate the equipment.

NOTE: This equipment has been tested and found to comply with the limits for a Class B digital device, pursuant to Part 15 of the FCC Rules. These limits are designed to provide reasonable protection against harmful interference in a residential installation. This equipment generates, uses and can radiate radio frequency energy and, if not installed and used in accordance with the instructions, may cause harmful interference to radio communications.

**Terms & Conditions:**  
[alertandfind.com/terms-and-conditions](http://alertandfind.com/terms-and-conditions)

**ULTIMATE SPORTS ENGINEERING**  
Unit 4, Bury Mill Farm  
Bury  
West Sussex  
RH20 1NN  
United Kingdom

